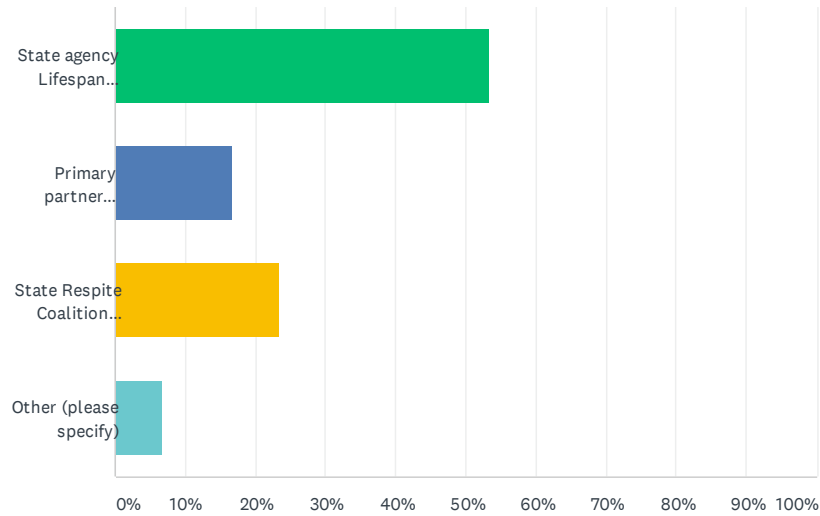


Q2 Are you a state agency Lifespan Respite grantee, a primary partner, or a State Respite Coalition member?

Answered: 30 Skipped: 0



ANSWER CHOICES	RESPONSES
State agency Lifespan Respite grantee	53.33% 16
Primary partner organization	16.67% 5
State Respite Coalition member	23.33% 7
Other (please specify)	6.67% 2
TOTAL	30

#	OTHER (PLEASE SPECIFY)	DATE
1	Not for profit	3/27/2020 9:52 AM
2	Voice Of Care volunteer REST trainer and respite companion	3/26/2020 4:41 PM

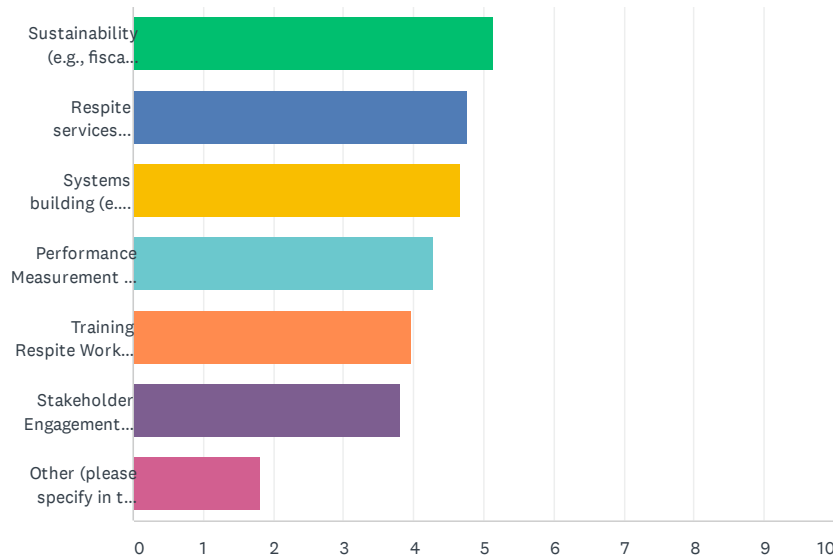
Q3 If you selected Other in the previous question, please specify.

Answered: 1 Skipped: 29

#	RESPONSES	DATE
1	N/A	3/30/2020 5:05 PM

Q4 Please rank your level of need for training and technical assistance in each of the following areas, with 1 being your area of greatest need.

Answered: 30 Skipped: 0



	1	2	3	4	5	6	7	TOTAL	SCORE
Sustainability (e.g., fiscal strategies, identifying/using planning tools, convening a planning group, writing the sustainability plan)	24.14% 7	20.69% 6	20.69% 6	17.24% 5	13.79% 4	3.45% 1	0.00% 0	29	5.14
Respite services delivery (e.g., respite for special populations, faith-based & volunteer respite, vouchers, minigrants to CB agencies, natural respite supports, emergency respite)	20.69% 6	13.79% 4	17.24% 5	24.14% 7	20.69% 6	0.00% 0	3.45% 1	29	4.76
Systems building (e.g., respite registries, embedding activities in No Wrong Door systems, public awareness, assisting caregivers in accessing respite)	6.67% 2	16.67% 5	40.00% 12	16.67% 5	13.33% 4	6.67% 2	0.00% 0	30	4.67
Performance Measurement and Data Collection	13.79% 4	20.69% 6	10.34% 3	17.24% 5	10.34% 3	27.59% 8	0.00% 0	29	4.28
Training Respite Workers and Volunteers	20.69% 6	13.79% 4	3.45% 1	10.34% 3	13.79% 4	31.03% 9	6.90% 2	29	3.97
Stakeholder Engagement (e.g., strengthening coalitions, partnering with other state agencies, engaging employers, identifying new stakeholders)	6.67% 2	16.67% 5	10.00% 3	16.67% 5	20.00% 6	26.67% 8	3.33% 1	30	3.80
Other (please specify in the next question)	11.11% 2	0.00% 0	0.00% 0	0.00% 0	5.56% 1	5.56% 1	77.78% 14	18	1.83

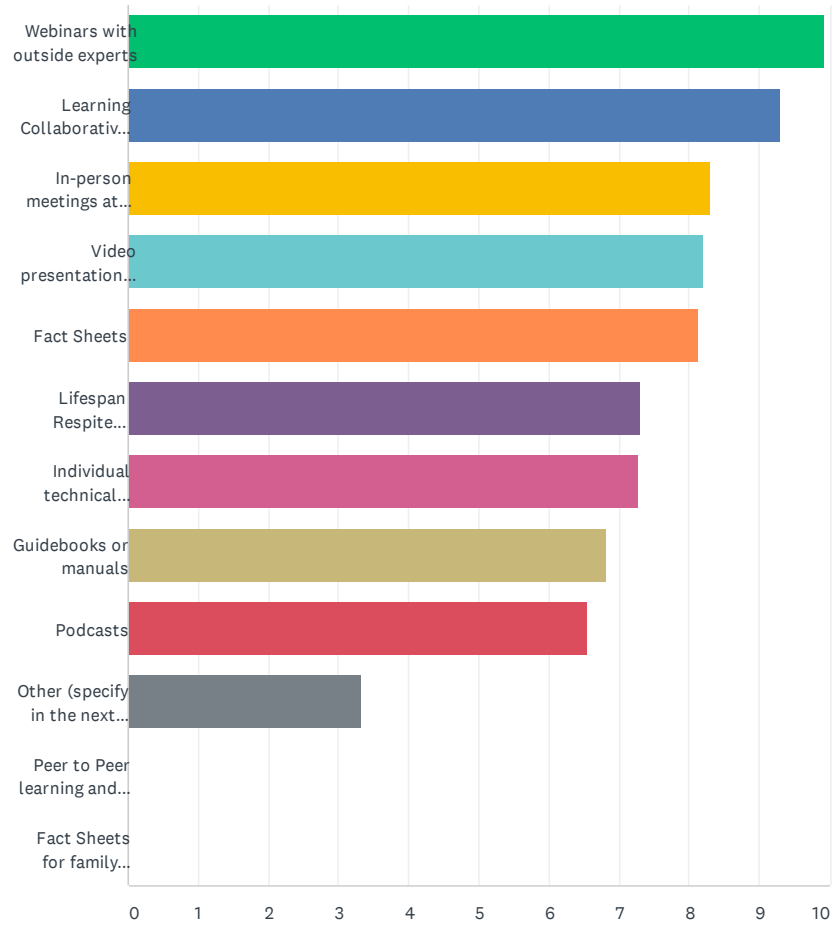
Q5 If you answered Other in the previous question, please specify and be sure to rank it above.

Answered: 7 Skipped: 23

#	RESPONSES	DATE
1	Legal issues: need for background checks, working with under 18, minimum wage in consumer direction,	4/2/2020 8:55 AM
2	N/A	3/30/2020 5:05 PM
3	Caregiver Assessment/Respite Research	3/30/2020 12:20 PM
4	Virtual Respite Ideas	3/30/2020 10:46 AM
5	N/A	3/27/2020 11:29 AM
6	Recruitment of respite providers	3/26/2020 7:33 PM
7	there are always topics related to respite that we cannot possibly have considered all impacts, such as COVID-19 which is new and developing, and already has brought to light some operational TA that is been instrumental in our ability to communicate effectively with our stakeholders.	3/26/2020 4:28 PM

Q6 Please rank you preferred training and technical assistance formats, with 1 being the most preferred.

Answered: 30 Skipped: 0



2020 Training and Technical Needs Assessment for Lifespan Respite Grantees and Partners

	1	2	3	4	5	6	7	8	9	10	11	12	TOT
Webinars with outside experts	27.59% 8	31.03% 9	6.90% 2	13.79% 4	3.45% 1	6.90% 2	6.90% 2	0.00% 0	0.00% 0	3.45% 1	0.00% 0	0.00% 0	
Learning Collaboratives or Networking Calls/Webinars (peer to peer learning)	27.59% 8	6.90% 2	24.14% 7	13.79% 4	6.90% 2	6.90% 2	0.00% 0	3.45% 1	6.90% 2	3.45% 1	0.00% 0	0.00% 0	
In-person meetings at state, regional or national levels	10.00% 3	3.33% 1	20.00% 6	16.67% 5	20.00% 6	3.33% 1	13.33% 4	6.67% 2	6.67% 2	0.00% 0	0.00% 0	0.00% 0	
Video presentations (e.g., "Ted" type talks)	6.67% 2	16.67% 5	13.33% 4	3.33% 1	16.67% 5	23.33% 7	3.33% 1	10.00% 3	6.67% 2	0.00% 0	0.00% 0	0.00% 0	
Fact Sheets	6.67% 2	16.67% 5	13.33% 4	13.33% 4	10.00% 3	10.00% 3	6.67% 2	16.67% 5	3.33% 1	3.33% 1	0.00% 0	0.00% 0	
Lifespan Respite Exchange (posing a question to the network via email and/or online discussion forum)	10.34% 3	3.45% 1	10.34% 3	6.90% 2	13.79% 4	3.45% 1	17.24% 5	27.59% 8	6.90% 2	0.00% 0	0.00% 0	0.00% 0	
Individual technical assistance via email and/or telephone	6.67% 2	6.67% 2	6.67% 2	13.33% 4	13.33% 4	10.00% 3	16.67% 5	3.33% 1	23.33% 7	0.00% 0	0.00% 0	0.00% 0	
Guidebooks or manuals	3.45% 1	13.79% 4	3.45% 1	6.90% 2	10.34% 3	6.90% 2	13.79% 4	13.79% 4	27.59% 8	0.00% 0	0.00% 0	0.00% 0	
Podcasts	0.00% 0	3.45% 1	0.00% 0	13.79% 4	6.90% 2	27.59% 8	17.24% 5	17.24% 5	13.79% 4	0.00% 0	0.00% 0	0.00% 0	
Other (specify in the next question)	0.00% 0	0.00% 0	0.00% 0	0.00% 0	0.00% 0	0.00% 0	11.11% 1	0.00% 0	0.00% 0	88.89% 8	0.00% 0	0.00% 0	
Peer to Peer learning and networking (via webinars or teleconferences)	0.00% 0	0.00% 0	0.00% 0	0.00% 0	0.00% 0	0.00% 0	0.00% 0	0.00% 0	0.00% 0	0.00% 0	0.00% 0	0.00% 0	
Fact Sheets for family caregivers	0.00% 0	0.00% 0	0.00% 0	0.00% 0	0.00% 0	0.00% 0	0.00% 0	0.00% 0	0.00% 0	0.00% 0	0.00% 0	0.00% 0	

Q7 If you identified Other in the previous question, please specify and be sure to rank it above.

Answered: 1 Skipped: 29

#	RESPONSES	DATE
1	We feel all of these are important. We use each of them for different purposes.	3/30/2020 12:20 PM